

AERO

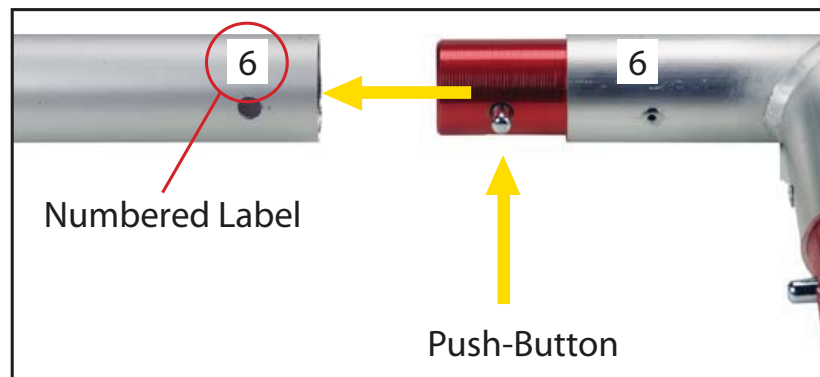
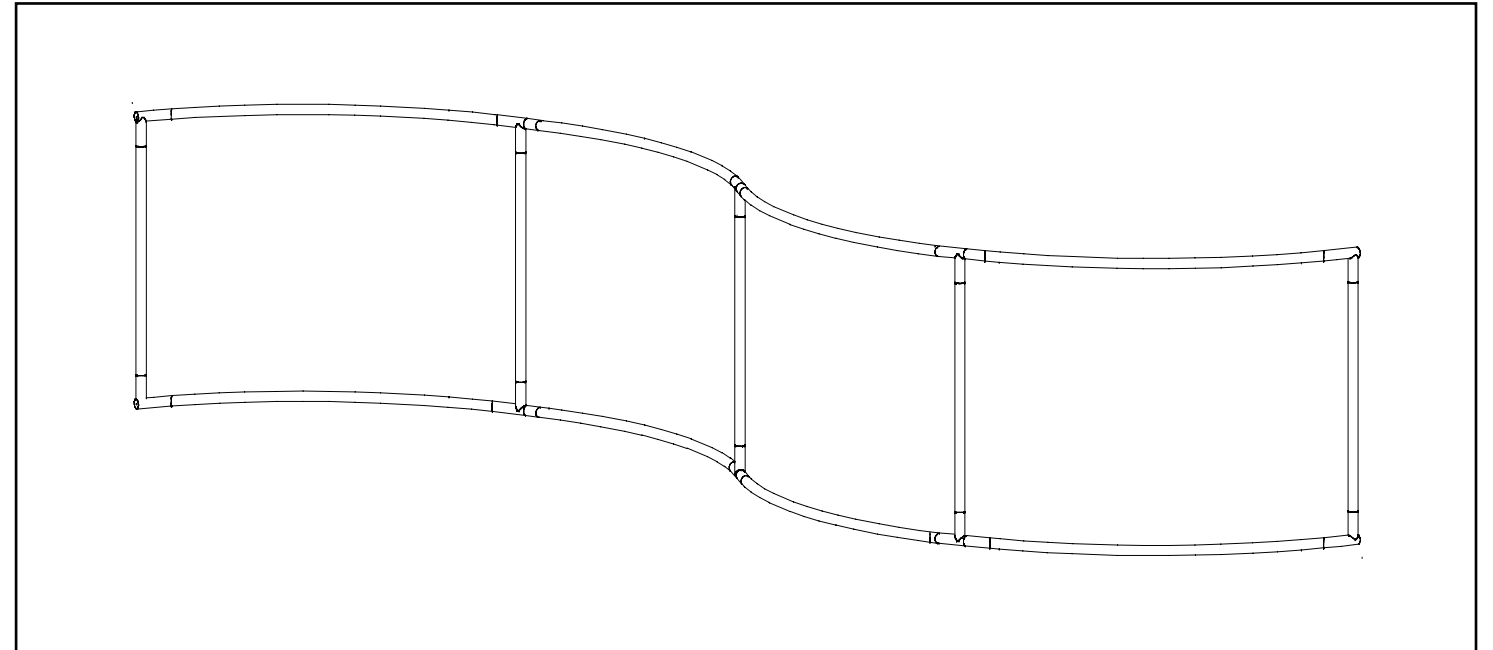
Using Your Setup Instructions

The Aero Overhead Sign Setup Instructions are created specifically for your configuration. They include an exploded view of the frame which is sequentially numbered. We encourage you to study the instructions before attempting to assemble your exhibit.

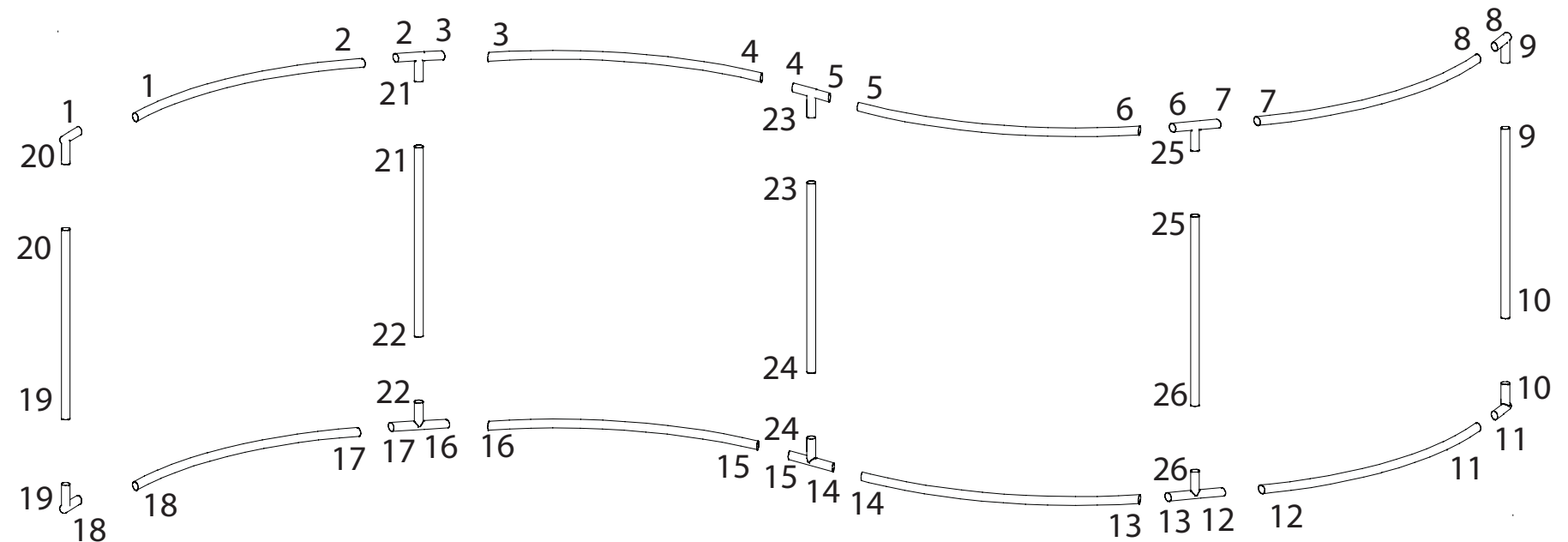

Connections are kept very simple: no tools. Everything assembles with push-button connectors and pre-connected horizontal sections.

Cleaning and Packing Your Display

- 1) Use care when cleaning aluminum extrusion or acrylic inserts. Use only non-abrasive cleaners.
- 2) Retain all packing material. It will make re-packing much easier and will reduce the likelihood of shipping damage.



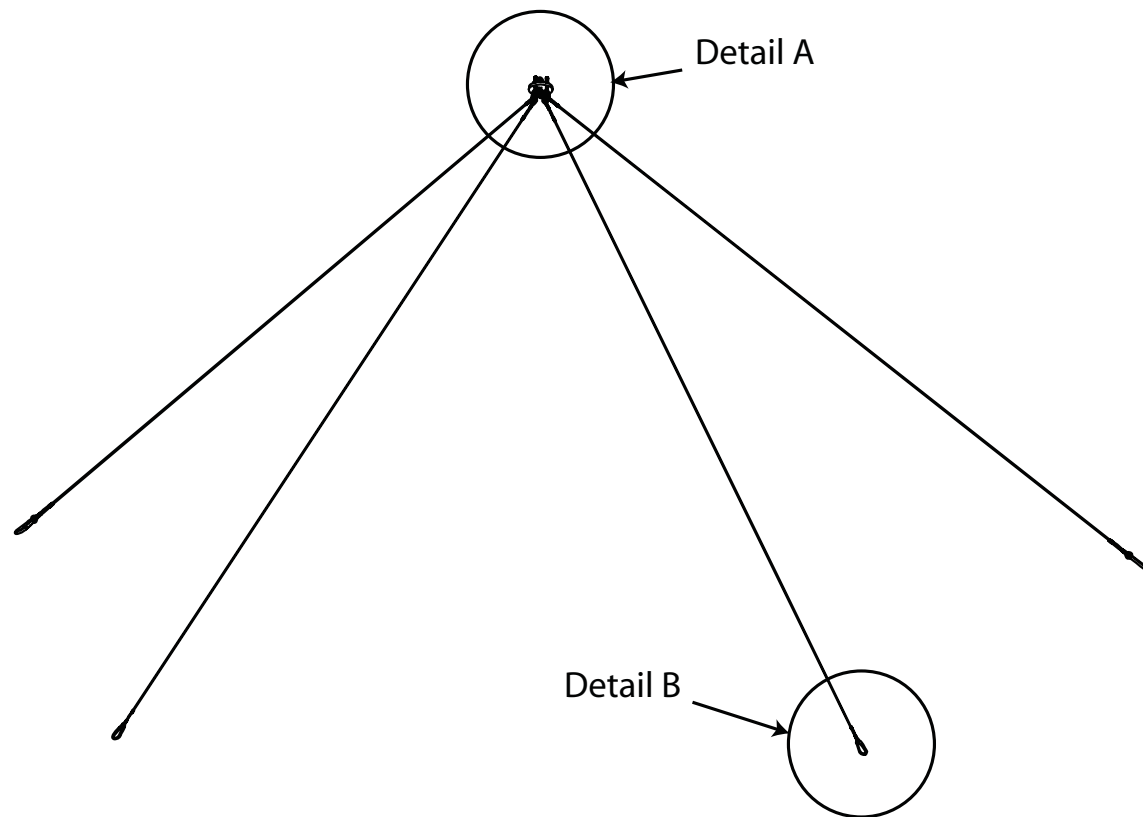
Connections are made by holding the button down and sliding the red tube into opposing tube until the connection is made. To disassemble push button and pull or twist extrusions apart.



Assemble Aero Frame in numerical order.

866.652.2100

Engineering Specifications



Harness Strength Calculation

Hanging sign weight is calculated based on weight of the structure and the weight of the fabric:

1. The weight of the structure material is 0.29 lbs per linear feet
2. The weight of the fabric is 0.04 lbs per sq. feet

Based on information above, one string of the harness at a standard 45 degree sling angle will accommodate 163 sq. feet surface measured sign. The vertical string will hold 233 sq. feet surface measured sign.

NOTE: If motor used for rotation, see motor specification.

Construction consists of the following materials:

1. 302/304 (1/8") Stainless Steel Cable (Rated at 1760 lbs break strength)
2. Plated Spring-loaded Interlocking Snaps (Rated at 280 lbs working load)
3. Nicoperss Oval Sleeves (Holding strength rated at 900 lbs)
4. 0.25" x 4" Diameter T6061 Aluminum Plate
5. Eye Bolts (Rated 900 lbs on vertical lift and 450 lbs on 45 degree lift)

<p>Detail A</p> <p style="text-align: center;">Harness Head Assembly</p>	<p>Classic Rotating Motor Specifications **Optional</p> <p style="text-align: center;">MODEL IG-4 HANGING ROTATOR (NO SPINNING POWER CORD) PART # 150001 021HANG</p> <p>HANGING WEIGHT CAPACITY: 200 LBS. AVAILABLE RPM SPEEDS: 1, 2(STD), 3, 4, 6 MOTOR DRAW: 0.1A (12w) SAFETY CLUTCH: YES</p>															
<table border="1" style="width: 100%; border-collapse: collapse;"> <thead> <tr> <th>MK</th> <th>Qty</th> <th>Desc</th> </tr> </thead> <tbody> <tr> <td>10e</td> <td>1</td> <td>.313 Nylok Hex Nut</td> </tr> <tr> <td>10c</td> <td>2</td> <td>.125 Copper Stop 520-20040</td> </tr> <tr> <td>10f</td> <td>1</td> <td>.313 Kidney Snap 434-24905</td> </tr> <tr> <td></td> <td></td> <td>Typical 4 Places</td> </tr> </tbody> </table>	MK	Qty	Desc	10e	1	.313 Nylok Hex Nut	10c	2	.125 Copper Stop 520-20040	10f	1	.313 Kidney Snap 434-24905			Typical 4 Places	
MK	Qty	Desc														
10e	1	.313 Nylok Hex Nut														
10c	2	.125 Copper Stop 520-20040														
10f	1	.313 Kidney Snap 434-24905														
		Typical 4 Places														