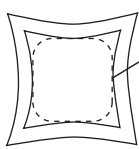


A	Skin	Size
	13.375" W x 13.375" H	1x1 Flat Front
		1x1 Flat Front Shown as it will appear on the Xpressions unit


B	Skin	Size
	15" W x 13.375" H	1x1 Horizontal Thread
		1x1 Horizontal Thread Shown as it will appear on the Xpressions unit

C	Skin	Size
	13.375" W x 15" H	1x1 Vertical Thread
		1x1 Vertical Thread Shown as it will appear on the Xpressions unit

It is recommended that all text and borders be 1.5" from the finish size




Focus Area Key
 focus area is always
 1.5"-2.5" inside edge of all
 four sides on all skin
 styles and sizes




1x1 Flat 13.375" x 13.375"
(SalesMateTemplate at full size)

SKIN A

- Indicates 1.5" bleed
- Indicates edge of skin
- Indicates 1.5" focus area



Will be applied to
frame like this




1x1 Thread (H) 15" x 13.375"
(SalesMateTemplate at full size)

Indicates 1.5" bleed


Indicates edge of skin

Indicates 1.5" focus area

SKIN B




Will be applied
to frame like this



1x1 Thread (V) 13.375" x 15"
(SalesMateTemplate at full size)

SKIN C

Indicates 1.5" bleed
Indicates edge of skin
Indicates 1.5" focus area



Will be applied to
frame like this

NOTE: ALL SET UP INSTRUCTIONS
APPLY TO THE 4X3 US SKIN SIZES
AS WELL

xpressions®
SALESMATE™
Setup Guide 2010

• File Setup •

FOR GENERAL FILE SETUP CONSULT THE FULL FILE PREP GUIDELINE AT:

<http://xpressions-snap.com/guidelines.htm>

For all XSnap skins we require **1.5" of bleed OVERALL (.75" on all sides)**. If bleed is not provided to us we will do our best to add/clone your artwork when applicable. If not, we will need to bleed out your image to ensure we have enough for print/finishing. See example below:

Artwork provided
w/out bleed



Image bled out
for print size




Finished Size



• X-Factor •

Due to the nature of the Xpressions® Salesmate™ graphics, we recommend keeping all artwork elements you do not want severely distorted (ie text, logos, or faces) 3-5" in on all sides, however due to the small size of the Salesmate™ skins this leaves little room for design. We find that **1.5" in** on all sides creates an acceptable amount of stretch while still allowing plenty of space for your design.

EXAMPLES OF STRETCH AT DIFFERENT SIZES SHOWN BELOW:



PLEASE NOTE IF DISTORTION IS INTENDED AS PART OF DESIGN